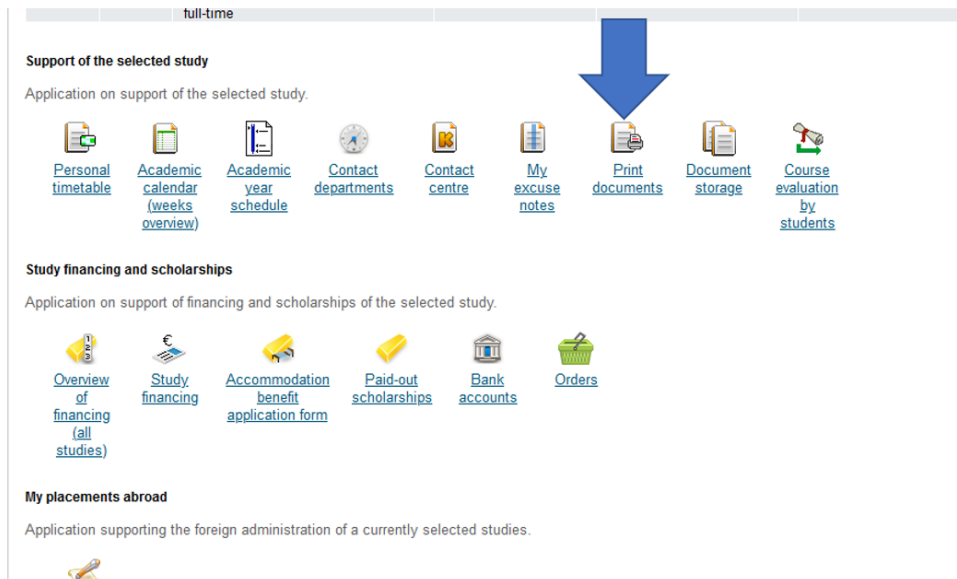


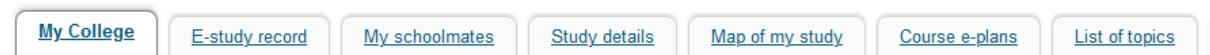
Students can generate an **electronic confirmation of study**, **study progress confirmation form** and **completion of study certificate** (PDF file) in InSIS. This digital signature verifies the validity of the document, the file should be accepted by all authorities and companies as well as the existing paper confirmation with a stamp.

The procedure is simple:

- go to **Student Portal**
- application **Print documents**

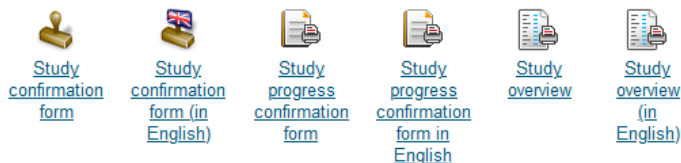


- click on **Electronic Confirmation of Study**



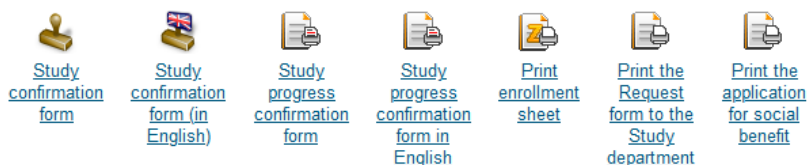
Print electronically sealed documents

Use the following icons to print study documents with electronic seal. Click on any icon to create a document that will be later supplied with electronic seal and within an hour will appear in the [Document storage](#) application.



Print documents

Use the following icons to print study documents.



- a confirmation is generated and forwarded for background digital signature
- within an hour it should be available in your **Document storage**
- in case you need it in paper form, you can get a PDF file on a USB flash drive to the CzechPoint contact point (post office, most municipalities), and here they print you an officially certified copy for a modest fee

An electronic study confirmation is issued for the current semester. Confirmation can be in Czech or English – the language depends on whether you have set up Czech or English language environment in InSIS.